

Harmful Algae Bloom Economic Impact Data Dashboard

WATER QUALITY IMPROVEMENT

Harmful Algal Bloom Economic Impacts Data Dashboard Florida Gulf Coast

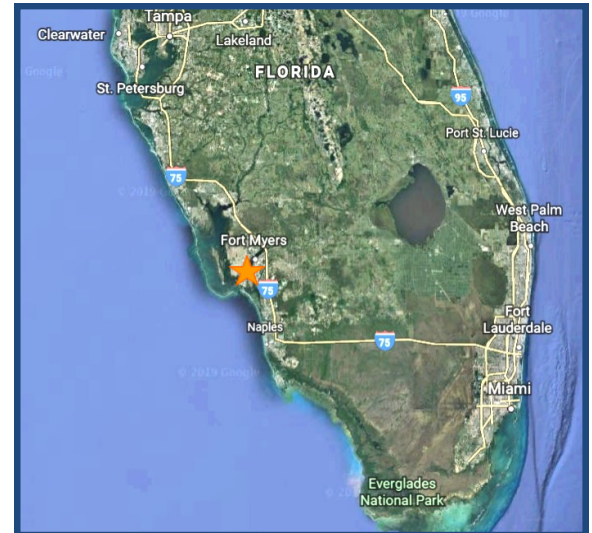
Contents

- P. 2 Summary of impacts by Metro region
- P. 3 Impacts by month
- P. 4 Parallel sets showing all impacts
- P. 5 Economic Effects by Impact Type
- P. 6 Percent Impacts by County
- P. 7 Marine Animal Impacts

Dashboard navigation: hold ctrl key while selecting with mouse to choose multiple impact types or regions.

Data Sources

All data used are from publicly available sources; no new data were generated to estimate HAB impacts in order for this to be more transferable to other regions.
NOTE: The estimates of economic losses presented here should be understood to be conservative to avoid inflating the HAB-related economic losses.



Summary

In April 2019, the CHNEP partnered with The Balmoral Group (Balmoral), an economics and engineering consulting firm, to respond to a Request for Proposals from the Gulf of Mexico Alliance (GOMA) to evaluate the economic impacts of water quality impacts in the Gulf, specifically Harmful Algal Blooms (HABs). The proposal was approved by GOMA's Water Resources Team in May 2019 and the approximately one-year study was initiated in July.

CHNEP has been working with The Balmoral Group to develop and test a "dashboard" that will enable coastal resource managers to quantify the economic implications of HABs and thereby assess the value of restoration investments or management actions in avoiding negative economic impacts. Balmoral has relied on its recent experience with NASA to link remotely-sensed (satellite) data, social media data, and documented economic losses along Florida's Gulf coast. CHNEP staff have provided technical review and feedback to Balmoral, as well as assisted in convening stakeholders - utilizing web-casted CHNEP Management Conference meetings as public workshops to disseminate information about this project as well to gather public input for the Dashboard's development.

The final HAB Economic Impact Dashboard is available at <https://datavisual.balmoralgroup.us/GOMA-HABecon>.

Location: CHNEP Area

Partners: Balmoral Group

Implemented: 2019 — Present

Status: Completed

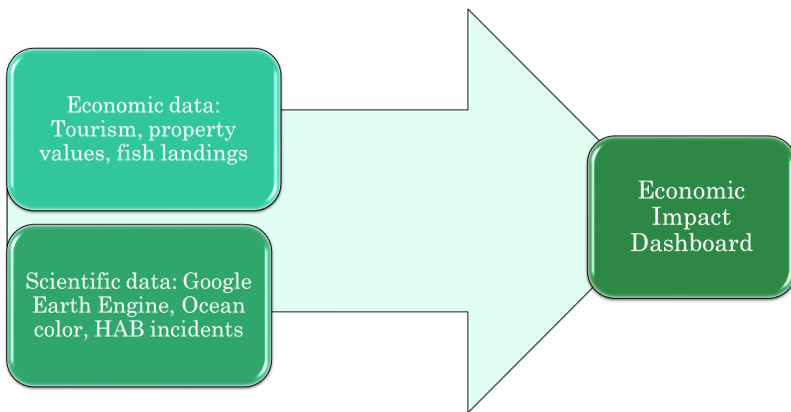
Cost: In-Kind Support

Funding Source: Gulf of Mexico Alliance (GOMA)

2019 CHNEP Plan Activity:
Water Quality Improvement 5.1:

Support Harmful Algal Bloom (HAB) research and monitoring and measures to reduce their environmental, social, and economic impacts through the identification and reduction of anthropogenic influences.

Project Approach

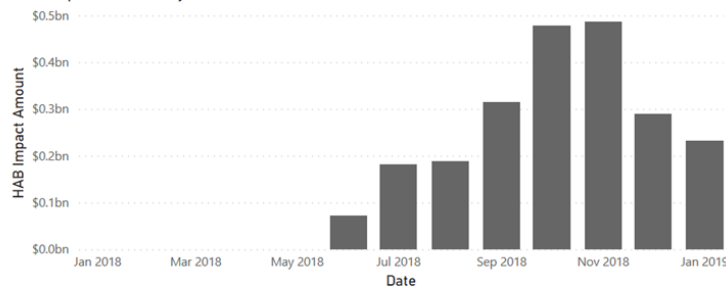


Anticipated Results and Benefits

- Enables resource managers to quantify the economic impact of HABs in order to assess the cost/benefit of restoration investments and/or management actions in preventing such economic losses.
- Conveys to the public and policymakers the monetary effect of HABs on various revenues, employment, wages and property values, to cultivate support for measures to prevent or control HABs.

Dashboard Website: <https://datavisual.balmoralgroup.us/GOMA-HABecon>

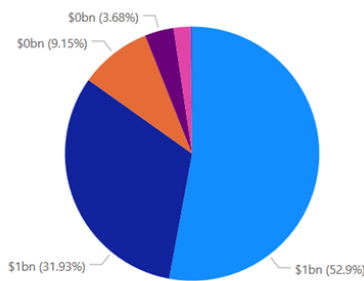
HAB Impact Amount by Date



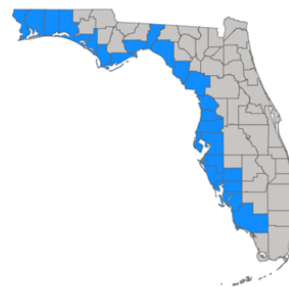
Impact Type

- Boat Dealer Revenues
- Commercial Fishing
- Property Sales Value
- Property Transaction Fees
- Recreational Fishing
- Restaurants & Hotels/Accommodations

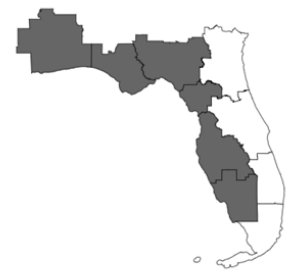
HAB Impact Amount by Impact Type



Counties



Metro Areas



Microsoft Power BI

< 3 of 7 >

LinkedIn Twitter Facebook Print

CONTACT INFORMATION

1050 Loveland Blvd.
 Port Charlotte, Florida 33980
 (941) 833-6580
CHNEP.org



Uniting Central and Southwest Florida to protect water and wildlife