





# LEMON BAY BASIN

Lemon Bay Basin is comprised of portions of Charlotte and Sarasota Counties. The portion of these counties within Lemon Bay Basin is about 5% of each county respectively. The total economic impact of the Lemon Bay Basin within the CHNEP area is approximately \$496.8 million annually. The primary driver in the county is natural resource-based recreation (primarily tourism), followed by agriculture, commercial fishing and ecological restoration. Agriculture is dominated by fresh market crops, ranching and timber.

## ECONOMIC IMPACTS

Natural resources in the CHNEP region generate economic impacts for Lemon Bay Basin through:

|   |   |   |   |
|---|---|---|---|
|  |  |  |  |
| Annual Recreation Spending  | Annual Commercial Fishing Production  | Annual Agriculture Production Value   | Property Value Impacts*   |
| <b>\$568,531,000</b>  | <b>\$1,075,000</b>  | <b>\$12,757,000</b>   | <b>\$268,812,000</b>  |

\*not annualized

Annual spending driven by natural resources in the CHNEP area **creates indirect spending through other businesses and induced spending through jobs as well as tax revenues.** The table below shows the components of the annual economic impacts in Lemon Bay Basin:

| Activity           | Total Output         | Labor Income         | Value Added          | Jobs         |
|--------------------|----------------------|----------------------|----------------------|--------------|
| Recreation         | \$490,046,000        | \$166,175,000        | \$251,892,000        |              |
| Commercial Fishing | \$1,161,000          | \$180,000            | \$1,120,000          |              |
| Agriculture        | \$5,510,000          | \$4,466,000          | \$3,644,000          |              |
| <b>Total</b>       | <b>\$496,820,000</b> | <b>\$170,860,000</b> | <b>\$256,710,000</b> | <b>5,581</b> |



## RETURN ON INVESTMENT

Capital investments in protection of natural resources in **Lemon Bay Basin** results in a net fiscal benefit of **\$18,117,000**. Fiscal impacts include tax revenues from resource-based activity, improved property values, and return on investment from specific capital projects. In the Lemon Bay Basin, fiscal benefits are primarily driven by property value impacts and spending in the recreation sectors.



## ECOLOGICAL RESTORATION

The Habitat Restoration Needs Plan (HRN) was developed to guide habitat preservation/conservation, connectivity, management, restoration, sustainability, and resiliency through the CHNEP Area. **At full implementation, the HRN would preserve/conservate an additional \$73,000 of land value in the Lemon Bay Basin. It is estimated that these investments will generate economic benefits of \$103,000 every year.**